


Registering for Self-Managed Remote Access

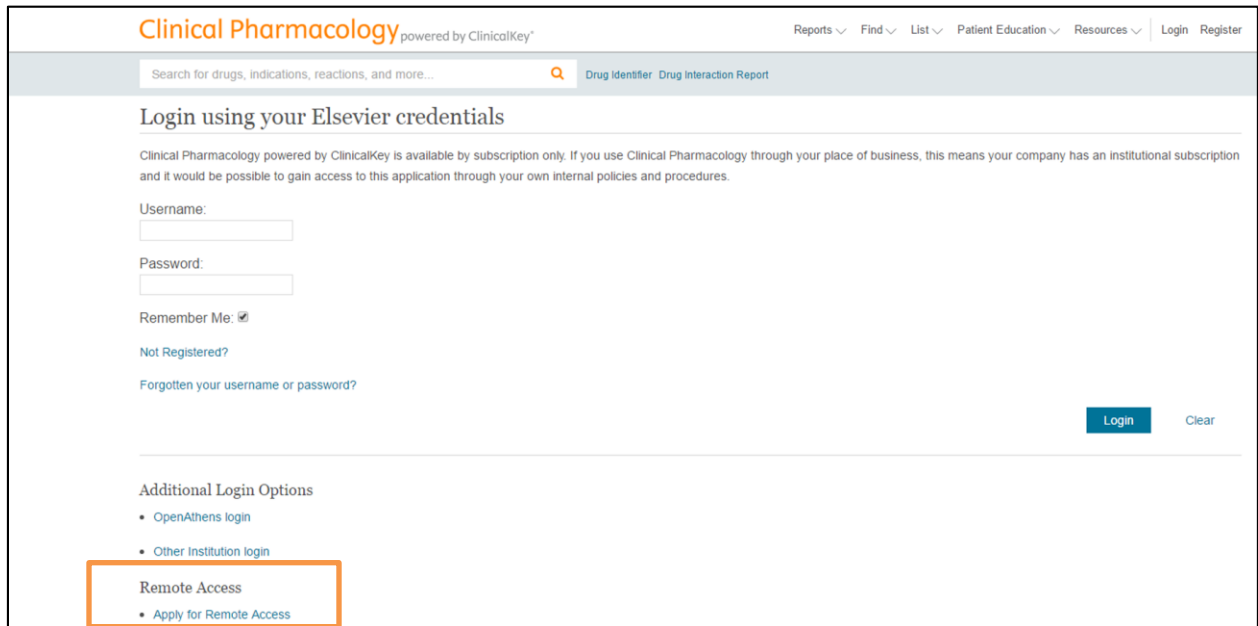
Self-Managed Remote Access allows users who register with an institutional e-mail address to easily access [Clinical Pharmacology powered by ClinicalKey](#) when not on their institution's network. The instructions below outline how to activate remote access.

For Institutional Users with a User Profile/Personal Account

1. Click **Login** at the top of Clinical Pharmacology powered by ClinicalKey homepage.



2. From the Login page, click the link under **Remote Access**.




3. Enter the institutional email address associated with your user profile and click **Continue**. Clinical Pharmacology powered by ClinicalKey displays an activation message and sends you a confirmation email.
4. Click on the link within the confirmation email to **Activate Remote Access**.

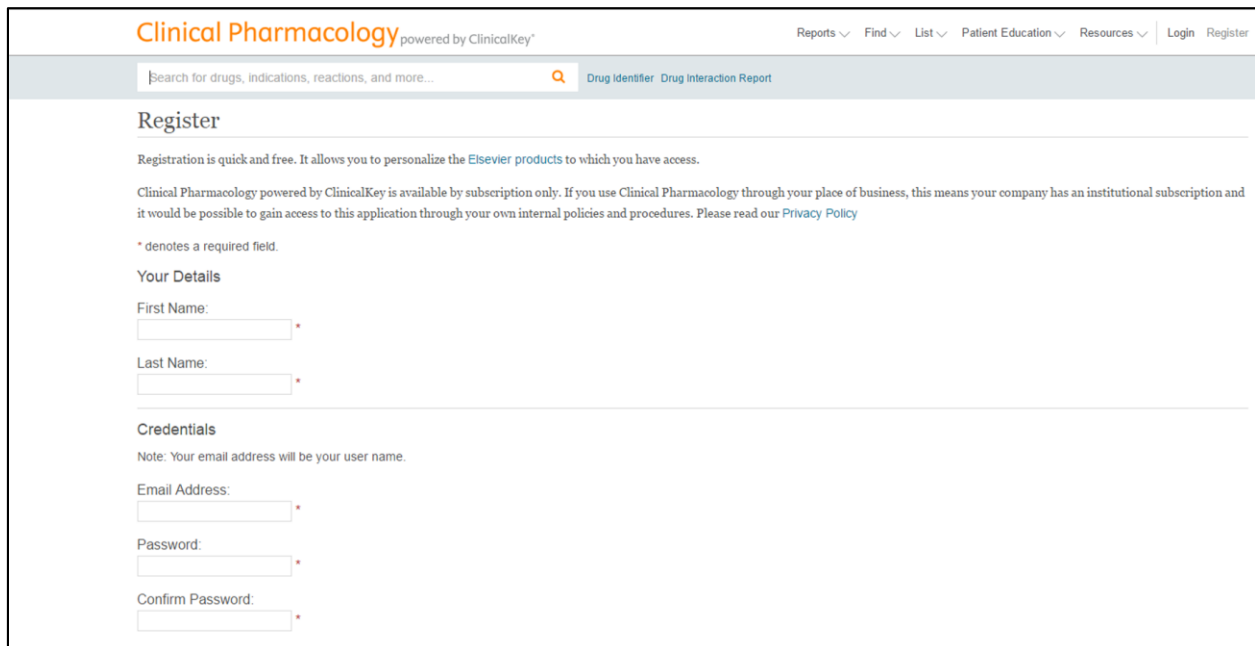
Clinical Pharmacology powered by ClinicalKey®

For Institutional Users without a User Profile/Personal Account

1. Go to www.ClinicalKey.com/pharmacology and click **Register** in the top right corner.



2. Using the email address associated with the institution that offers you Clinical Pharmacology powered by ClinicalKey, fill in the required information on the registration page.

A screenshot of the Clinical Pharmacology registration page. The page has a header with the site title and navigation menu. Below the header is a search bar. The main content area is titled 'Register' and contains the following text: 'Registration is quick and free. It allows you to personalize the Elsevier products to which you have access. Clinical Pharmacology powered by ClinicalKey is available by subscription only. If you use Clinical Pharmacology through your place of business, this means your company has an institutional subscription and it would be possible to gain access to this application through your own internal policies and procedures. Please read our Privacy Policy'. Below this text is a note: '* denotes a required field.' The registration form is divided into two sections: 'Your Details' and 'Credentials'. The 'Your Details' section includes 'First Name:' and 'Last Name:' fields, both marked with an asterisk. The 'Credentials' section includes 'Email Address:', 'Password:', and 'Confirm Password:' fields, all marked with an asterisk. A note above the 'Email Address' field states: 'Note: Your email address will be your user name.'

3. Click **Register** when finished. You now have a Clinical Pharmacology powered by ClinicalKey user profile.
4. Clinical Pharmacology powered by ClinicalKey displays an activation message and you will receive a confirmation email. Click on the link within the confirmation email to **Activate Remote Access**.

Visit www.ClinicalKey.com/pharmacology to start searching and find the drug information you need.

For additional information about Self Managed Remote Access, please review our FAQs on ClinicalKey's [Help](#) page. From this link you may also contact our [E-Helpdesk Technical Support Team](#) should you have any questions or require assistance..

ELSEVIER