

# ClinicalKey Design Changes

In April 2017, ClinicalKey introduced design and functionality changes to streamline navigation and make it easier than ever to find relevant content. Changes to the **home page**, **all other pages**, and the **upper-right corner** are described below.

## Home Page

### Access Information Quickly and Easily

#### 1. More Prominent Browse: Browse by Content Type

The Browse feature allows you to click on a specific content type and browse the available content. For example, click on *Books* to review the available Book titles in ClinicalKey.

For ClinicalKey users who also subscribe to Clinical Pharmacology powered by ClinicalKey, a Tools menu displays on the home page for quick access to Reports and other drug-related Tools.

#### 2. New Sections: News and Updates, Other Resources

These new sections have been added to ClinicalKey (Global and Australia versions only) so that you may view content and news updates or access other resources, such as the Training Calendar, product demonstrations, and Trending Topics.

#### 3. New Links: Saved Searches, Search History

Links to these features previously were in the User Menu only. Now they are displayed on the home page as well as in the Search bar on other pages.

The screenshot shows the ClinicalKey home page with the following callouts:

- 1. More Prominent: Browse by Content Type:** Points to the 'Browse' section which includes links for Books, Journals, Drug Monographs, Guidelines, Patient Education, Multimedia, and Procedures Consult.
- 2. New Home Page Sections: News and Updates:** Points to the 'News and Updates' section, which includes 'Content Updates' (e.g., 'Journal Manual Therapy (1356-689X) name change') and 'Other Updates' (e.g., 'Enhanced Search Refinement').
- 3. New Home Page Links: Saved Searches & Search History:** Points to the search bar area, which now includes links for 'Saved Searches' and 'Search History'.
- For subscribers of both CK & CPpCK, Drug Tools also appear here:** Points to a 'Tools' menu containing 'Clinical Comparison Report', 'Adverse Reaction Report', 'Drug Interaction Report', 'Drug Identifier', and 'Do Not Crush List'.

## All Other Pages

### Toggle Quickly Between Search & Browse

#### 1. Top of Page: Choose **Search** or **Browse**



- The current view (either Search or Browse) is underlined. The bar below the links displays corresponding options.
- What's the difference between Search and Browse?
  - **Search a Specific Concept**  
Enter keyword or phrase to search across multiple content types for information on a **specific concept** (condition, treatment, drug, etc.).
  - **Browse a Content Type**  
Click on a specific **content type** to browse the available content. For example, select **Books** to review the available Book titles in ClinicalKey.

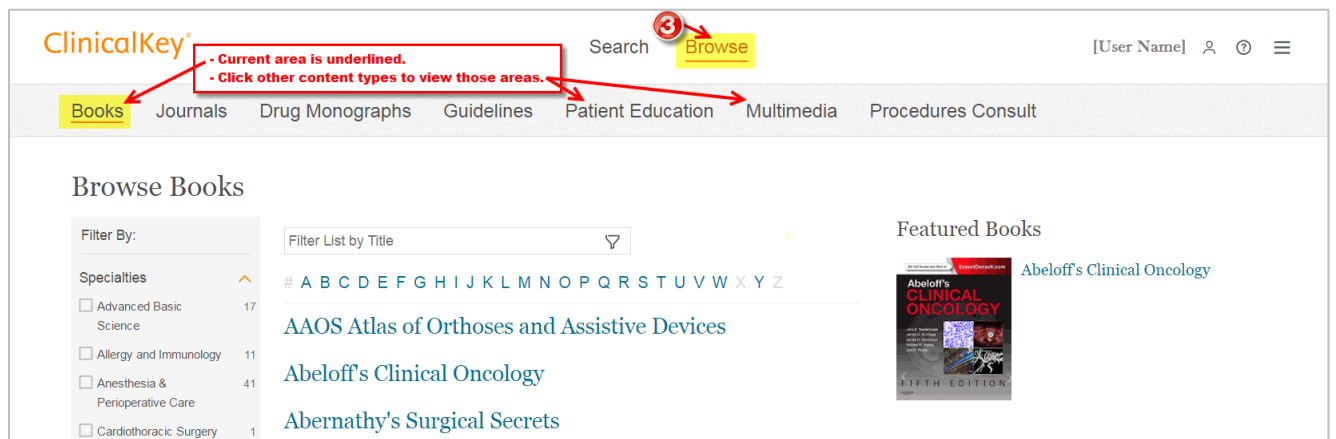
#### 2. Search: Click **Search**, Enter Concept in Search Field Below

Saved Searches and Search History links are on the right side of the Search bar.



#### 3. Browse: Click **Browse**, Select Content Type

This example shows the **Browse Books** option. Click any other content type in the horizontal bar (Journals, Guidelines, etc.) to browse content in that area.



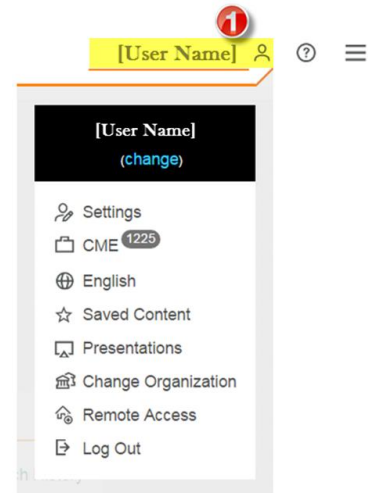
## Upper-Right Corner

### Access Settings and Help Options

#### 1. Profile Menu

Click **User Name** to view personalization links such as these:

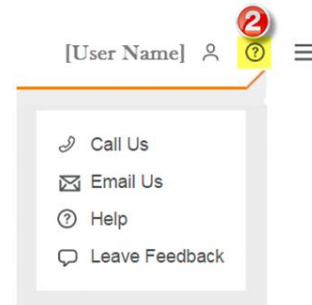
- Settings
- CME
- Language Selector
- Saved Content
- Presentations
- Change Organization
- Remote Access
- Log Out



#### 2. Help ?

Click ? to view these **Contact** and **Help** options:

- Call Us
- Email Us
- Help
- Leave Feedback



#### 3. Spine Menu ☰

Click the three stacked lines (☰) to view all the above **Profile** and **Contact/Help** links.

The **About ClinicalKey** link at the bottom of the list takes you to the [Resource Center](#).

